

SYSTEM CONDITIONS

IN NORMAL OPERATION **A**

i.e. No fire conditions present.

- Supply light will be on steady.



IF THERE IS A MAINS FAULT **B**

- Supply light will flash and beeper sounds.



IF THERE IS A GENERAL FAULT **C**

e.g. Device, wiring or battery fault

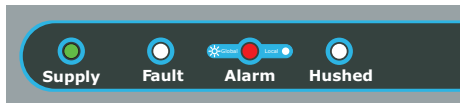
- Fault light will flash and beeper sounds.



IF THERE IS A FIRE LEVEL 1 ALARM **D**

e.g. a fire alarm within the dwelling.


- Sounders and beacons will operate (Fire alarm tone).
- Alarm light will be on steady and beeper sounds.



IF THERE IS A FIRE LEVEL 2 ALARM **E**

e.g. a fire alarm within the dwelling or the building.

- Sounders and beacons will operate (Evacuation tone or message).
- Alarm light will flash and beeper sounds.

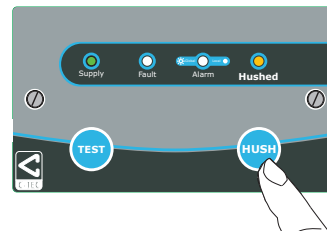


A HOW TO START A 15 MINUTE HUSHED PERIOD IN NORMAL OPERATION (E.G. WHEN COOKING)

- Press the HUSH button. Hushed light will go steady.

A 15 minute hushed period starts during which no alarms will be raised by the system's fire detectors. After 15 minutes the system automatically returns to normal operation.

- To return to Normal Operation, press the HUSH button from 0 to 12 minutes.
- To reset for another 15 minutes, press the HUSH button from 13 to 15 minutes.



B HOW TO HUSH THE SYSTEM IF THERE IS A MAINS FAULT

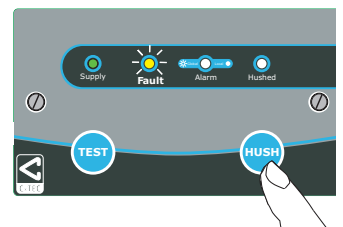
- Press the HUSH button. Supply light will flash and the beeper silenced. Report the fault to a responsible person.

C HOW TO HUSH THE SYSTEM IF THERE IS A GENERAL FAULT

- Press the HUSH button. Fault light will flash and the beeper silenced.

A 24 hour hushed period starts. If the fault clears, the system automatically returns to normal operation. If the fault does not clear, report the fault to a responsible person.

- To continue silencing the beeper for another 24 hours, press the HUSH button again.

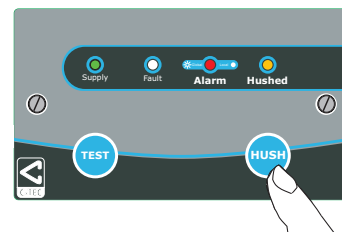


D HOW TO START A TWO MINUTE HUSHED PERIOD IF THERE IS A FIRE LEVEL 1 ALARM

- Press the HUSH button. Hushed and Alarm lights will go steady. Fire alarm sounders will be silenced.

A two minute hushed period starts. If the smoke alarm clears within these two minutes, the system automatically returns to normal operation. If the smoke alarm does not clear after two minutes the system sounders and beacons (if fitted) will re-trigger.

- To reset for another 2 minutes, press the HUSH button again.



E IF THERE IS A FIRE LEVEL 2 ALARM

Fire 2 alarms cannot be hushed or reset by a user. Carry out the building's fire management plan.

HOW TO TEST THE SYSTEM (TO BE PERFORMED MONTHLY)

- Press and hold the TEST button for three seconds or more. The beeper will sound.

All system sounders and beacons (if fitted) will operate on and off for approx. 10 seconds and then automatically return to normal operation.

